

DATA SHEET

HMF 95200K-RCS

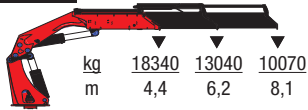
POWER TO LIFT

TECHNICAL DATA	95200K2-RCS	95200K3-RCS	95200K4-RCS	95200K5-RCS	95200K6-RCS
LOAD MOMENT (TM)	80.1	79.1	77.9	77.1	76.0
HYDRAULIC REACH (M)	8.3	10.3	12.4	14.6	16.9
SLEWING TORQUE (KGM)	8163	8163	8163	8163	8163
SLEWING ANGLE (°)	∞	∞	∞	∞	∞
WORKING PRESSURE (BAR)	365	365	365	365	365
WEIGHT EXCL. STABILIZERS (KG)	5670	6020	6360	6665	6930
WEIGHT OF STABILIZERS, STANDARD (KG)	1025	1025	1025	1025	1025
PUMP PERFORMANCE (L/MIN)	80-120	80-120	80-120	80-120	80-120
POWER CONSUMPTION (KW)	49-73	49-73	49-73	49-73	49-73
GEOMETRY					
HEIGHT ABOVE MOUNTING SURFACE (MM)	2495	2495	2495	2495	2495
WIDTH, FOLDED (MM)	2550	2550	2550	2550	2550
LENGTH OF CRANE, NO EXTRA VALVES (MM)	1440	1440	1440	1440	1440
LENGTH WITH 2 EXTRA VALVES IN INTERNAL HOSE REEL (MM)	1440	1440	1440	1690	1690
OVER-BENDING ON CRANE (°)	15	15	15	15	15

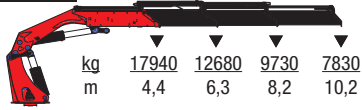
BASIC FEATURES		OPTIONS	
CONTROL MODE	RCS	HMF INFOCENTRE	✓
CONTROL VALVE	PVG 32	POWER DISPLAY - COLOUR SCREEN	✓
SAFETY SYSTEM – CRANE – CE	RCL5300	SAFETY SYSTEM, EVS	✓
ELECTRIC VOLTAGE	24 V	AUTOSWITCH – SWITCH OFF EVS	✓
HYDRAULIC SYSTEM - CIRCUIT	1	POWER WIRE - SWING-UP HOIST HMF 3200	✓
PUMP PERFORMANCE FIXED	80 L	CAC -CABIN ANTI-CRASH	✓
OVER-BENDING ON CRANE, °	15	SAFETY SYSTEM – TRANSPORT – CE	BEHEW
OVER-BENDING ON FLY-JIB, °	20	HYDRAULIC SWING-UP STABILIZER LEGS	YES
HIGH-PRESSURE FILTER	YES	FLY-JIB 2200	K6+K7
DUAL POWER PLUS LINK ARM SYSTEM	YES	FLY-JIB 1400	K8
INTERNAL HOSE ROUTING	YES	FLY-JIB 1200	OK6
OIL COOLER WITH TEMPERATURE MONITORING	YES	2 MANUAL EXTENSIONS, FLY JIB	FJ 1200-K6
REMOTE CONTROL BOX WITH HMF INFOCENTRE	✓	1 MANUAL EXTENSION, CRANE	OK5
REMOTE CONTROL BOX, LINEAR CONTROL LEVERS (L) OR JOYSTICK (J)	L/J	PERSONNEL BASKET (ONLY FLY-JIB WITH 6 EXTENSIONS) *	✓
RCL - 5300 SAFETY SYSTEM	✓	VARIABLE PUMP FLOW	✓
ELECTRONIC SPEED ADAPTATION SYSTEM, HDL-D/HDS	✓	ELECTRIC OUTPUTS (OPTION)	6
		HYDRAULIC SYSTEM - 2-CIRCUIT	✓
		OIL TANK, 320 L OR 390 L ON CRANE	✓
		RAL COLOUR	✓

*Personnel basket only available on cranes with Fly-jib and 2 extra valves in hose guides on the crane

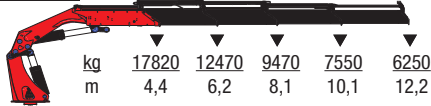
95200K2-RCS



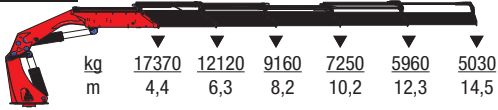
95200K3-RCS



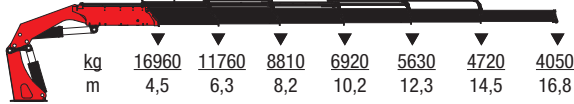
95200K4-RCS



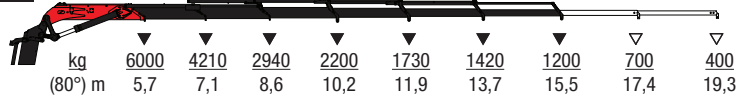
95200K5-RCS



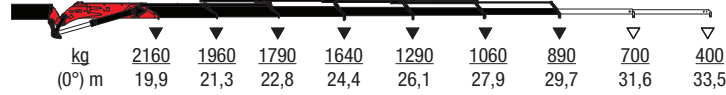
95200K6-RCS



FJ-2000



FJ-2000



▼ Lifting capacity, no manual extensions
 ▽ Lifting capacity with manual extensions

HMF assumes no responsibility for possible errors in catalogues, brochures or other printed material. HMF reserves the right to make changes to its products, including products which have already been ordered, without notice, provided that it can be done without changing specifications that have already been agreed upon.

